



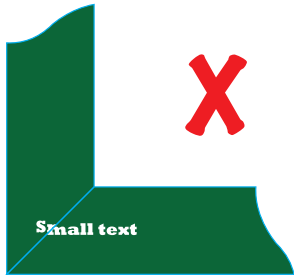





FRAMEWORKZ ARTWORK GUIDELINES

Due to frame cutting and artwork tolerances of +/- 1mm, a visible 'step' across the mitred corners is sometimes unavoidable. Designs featuring straight lines or intricate detail across the corners will be particularly prone to this and should be avoided.

See below for examples that show both potential problems and suggested best practice.

<p>Designs with straight lines across the mitred corners will highlight slight mis-registration</p>			<p>'Busy' designs will make slight mis-registration less obvious</p>
			<p>Position design elements to avoid crossing over the mitred corners</p>
<p>Avoid placing small details/ text across the mitred corners</p>			
			<p>Keep important design elements away from the mitred corners</p>

OTHER NOTES:

- Frameworkz are digitally printed and Pantone match **cannot** be guaranteed
- Artwork templates for our standard Frameworkz sizes are available on request
- Please contact us to discuss your ideas or if you have any queries regarding artwork limitations